

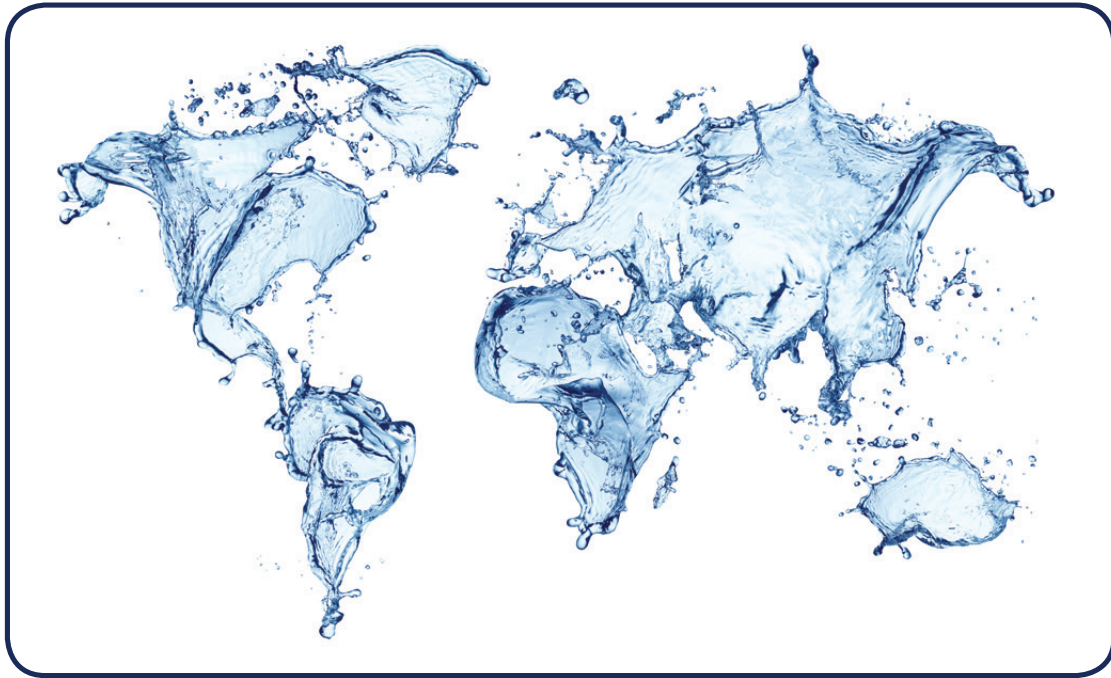
Cleaning Equipment Narrow Web



FLEXO WASH

Leading Cleaning Technology

Flexo Wash Around the World



25 years ago Flexo Wash was founded by an inventive Danish label printer who faced the increased requirements for improved print quality as well as a safe and efficient production.

He strove to create cleaning units that would reduce downtime on his press. The first Flexo Wash Parts Washer was built by using his old dishwasher. Later he started building other machines where he could recover the anilox cell volume completely in only a few minutes.

Through continuous innovation and development Flexo Wash today distributes a diverse line of highly advanced cleaning equipment for all sectors of the industry.

The products are distributed around the world through a wide network of subsidiaries and distributors making Flexo Wash the world's leader of flexographic and converter cleaning technology.

During the years more than 3000 machines have been installed.

Flexo Wash is constantly developing their products and strives to make innovative solutions meeting the demand of the customers while being user friendly at the same time.

FLEXO WASH Offices

- Flexo Wash, Skødstrup, Denmark
- Flexo Wash France, Taluyers (Lyon), France
- Flexo Wash, Leeds, United Kingdom
- Flexo Wash, Kentucky, USA
- Flexo Wash Asia, Kuala Lumpur, Malaysia

LEAN Your Production

The mission of Flexo Wash is to help you improve your productivity, keep a constant print quality and a safe and healthy working environment.

Reduction of downtime, waste and investments in aniloxes, plates, ink and material is a key factor for every label printer together with the brand owners needs for a high, constant print quality and short delivery times. Having the right washing equipment covering all your washing needs will help you optimize your production and to get the most out of your printing press.

All Flexo Wash products are designed for a LEAN production:

- We customize our equipment to fit the growing complexity of cleaning needs, using specialized holders for anilox rolls, doctor blade chambers etc.
- All Flexo Wash machines have a 100% automatic washing process eliminating any manual labour in the washing process.
- The perfect cleaning result created in a Flexo Wash machine has its origin from a label printer and is achieved by 25 years of constant development.

Ask Flexo Wash for a complete package deal to cover all your washing needs in order to LEAN your production and obtain an optimum output from your printing press.




Want to see it work in your own production?

We know that seeing is believing and would therefore like to show you what our washing machines can do to help you LEAN your production.

Ask your local Flexo Wash representative for a demonstration of our equipment at your own factory.



Anilox Roll Cleaners



- Fully Automatic Cycle with Short Washing Time
- Recirculation/Re-use of Liquid
- Harmless to the Rolls
- Cell Volume Completely Restored
- Safe and Easy Washing
- Stainless Steel

"...It only takes minutes to do what took hours and we can already see better print results from maintaining cleaner rolls and longer plate life due to cleaning and storing plates immediately after demos."

The fully automatic anilox roll cleaners are designed to deep clean/restore anilox rolls, sleeves or gravure cylinders of all sizes. Furthermore it is also a very good tool for the daily washing and maintenance of rolls.

The Flexo Wash system is based on liquid and high-pressure water. Therefore the system is effective even for high line aniloxes. The quick and gentle cleaning process leaves the rolls totally clean and ready for immediate use after just 10-20 minutes cleaning without causing any wear or tear to the roll.

This makes it possible to keep your anilox rolls totally clean at all times ensuring a high and consistent print quality and a long lifetime of the anilox rolls.

The Anilox Roll Cleaner is an advanced machine, which can be operated by all types of personnel. It does not require a profound knowledge to operate the machine.

The FW Anilox Roll Cleaners meet your cleaning needs

The different models and sizes offer various options but all have these common characteristics:

The roll gets absolutely clean - No wear or tear on roll - Quick and easy to use

The units are also very adequate for cleaning sleeves and a complete range of sleeve adapters is available.

*Print Service Manager
John Coleman
Nilpeter, USA
FW 991 XL Anilox Roll Cleaner*

" I have been trying to keep anilox rolls clean for over 15 years. I have used ultrasonic, blasters, chemicals, brushes, etc. I now use the Flexo Wash cleaning system. Flexo Wash is the cleanest, fastest, most effective system I have ever used!"

Brad Keys
Staples, USA
FW 991 Anilox Roll Cleaner

Quick and Efficient Cleaning

1. Place the roll in the machine, close the lid and press start.
2. The roll rotates while cleaning liquid is sprayed on it.
3. At the end of the wash cycle liquid is drained back to tank for re-use.
4. High pressure water is sprayed on the roll removing all ink residues and cleaning liquid.
5. An air stream blows off excessive water.



Eco-Friendly Cleaning

The FW Anilox Cleaners work with environmentally friendly cleaning liquid, which is specially made for deep cleaning of rolls with all types of ink. For print sleeves and plates auxiliary liquids in a separate built-in tank is recommended.

The water from the high pressure rinse is automatically led directly to the drain, to a tank for re-use or to one of our water treatment units. The water consumption is only 10 litres for each roll meter.

Options and Accessories



- Adaptor for sleeves.
- Gear Covers
- Double tank system for 2nd cleaning liquid.
- Drainage tank for re-use of rinse water.
- Waste water treatment unit.
- Automatic liquid filling system.



Anilox Roll Cleaner	FW 991 XL	FW 993	FW 993 XL
Max Diameter	150 mm (6")	150 mm (6")	150 mm (6")
Max Length incl Shaft	1350 mm (53")	1050 mm (41")	1850 mm (73")
Max Cleaning Length	1200 mm (47")	900 mm (35")	1700 mm (67")
Max Weight	20 kg (44 lbs)	3 x 15 kg (3 x 33 lbs)	3 x 15 kg (3 x 33 lbs)
Number of Rolls	1 (2)	3 (6)	3 (6)
Machine Dimensions (LxWxH) *	1800 x 550 x 1500 mm (71" x 22" x 59")	1370 x 800 x 1630 mm (54" x 31" x 64")	2200 x 800 x 1630 mm (87" x 31" x 64")
Power Supply	230V+N, 50 Hz, 13 Amps (110V, 60 Hz, 30 Amps)	3 x 400V+N+PE, 50 Hz, 25 Amps (3 x 480V+PE, 60 Hz, 25 Amps)	3 x 400V+N+PE, 50 Hz, 25 Amps (3 x 480V+PE, 60 Hz, 25 Amps)
Compressed Air	6 Bar, 350 l/min (100 PSI, 93 GPM)	6 Bar, 350 l/min (100 PSI, 93 GPM)	6 Bar, 350 l/min (100 PSI, 93 GPM)

* Height with lid open





BLACK LINE Anilox Roll Cleaners

The "Black Line" Anilox Roll Cleaners from Flexo Wash are fully automatic anilox roll cleaners designed to deep clean/restore anilox rolls and print sleeves of all sizes. Furthermore it is also a very good tool for the daily washing and maintenance of rolls etc.

The FW Handy Anilox Roll Cleaners are low-cost cleaners which are easy to operate and will leave the anilox 100% clean and dry in only 10-15 minutes.

The Flexo Wash system is based on liquid and high-pressure water. Therefore the system is effective even for high-line aniloxes. The quick and gentle cleaning process leaves the rolls totally clean and ready for immediate use without causing any wear or tear to the roll.

This makes it possible to keep your anilox rolls totally clean at all times ensuring a high and consistent print quality and a long lifetime of the anilox rolls.

The FW Handy Anilox Roll Cleaners are equipped with a micro processor and a display which makes it easy to change settings such as wash time, programme etc.

Anilox Roll Cleaners	FW Handy Automatic	FW Handy 2x2	FW Handy Maxi
Machine Dimensions LxWxH *	1200 x 500 x 1500 mm (47" x 20" x 59")	1694 x 631 x 1650 mm (63" x 24" x 66")	1694 x 631 x 1650 mm (67" x 25" x 65")
Number of Rolls	1 / 2	2 / 4	1 / 2
Max. Roll Diameter	Ø 150 mm (6")	Ø 150 mm (6")	Ø 230 mm (9")
Max. Roll Length	850 / 350 mm (33" / 14")	1420 / 705 mm (56" / 27")	1420 / 705 mm (56" / 27")
Max. Cleaning Length	700 / 250 mm (28" / 10")	1120 / 470 mm ** (44" / 18")	1120 / 470 mm ** (44" / 18")
Power supply	230V+PE, 50 Hz, 13 Amps (110 V, 25 Amps)	230V+PE, 50 Hz, 13 Amps (3x480 V, 25 Amps)	230V+PE, 50 Hz, 13 Amps (3 x 480 V, 25 Amps)
Compressed Air	6-7 bar, 250 l/min (85-100 PSI, 66 GPM)	6-7 bar, 250 l/min (85-100 PSI, 66 GPM)	6-7 bar, 250 l/min (85-100 PSI, 66 GPM)

* Height with lid open

** Depending on size of the shafts

"We use the Flexo Wash FW Handy XLA a lot and we see that 90% of printing problems related to the anilox are solved by cleaning the anilox in the FW Handy XLA"

Luca Gattironi
Omet, Italy
FW Handy XLA Anilox Roll Cleaner

FLEXO WASH "BLACK LINE" PRODUCTS

A cost-efficient solution but the same cleaning result.

BLACK LINE Parts Washers

The "Black Line" Parts Washers from Flexo Wash are fully automatic and cleans all kinds of parts.



The Parts Washer comes in two different models; PK Eco Midi WR and PK Eco Maxi WR.

The "Black Line" Parts Washers are low-cost machines that are easy to operate and will leave the parts clean in only 15-20 minutes.

The PK Eco's have a Wash & Rinse 2-tank-system which offers an automatic two stage cleaning process, where the first stage is for cleaning and the second stage is for rinsing.

The machines are controlled by a micro-processor, where it is easy to set the different programmes such as wash time.

All PK Eco Parts Washers can be equipped with holders for chambers securing the best washing result for your specific chambers.



Parts Washer	PK Eco Midi WR	PK Eco Maxi WR
Machine Dimensions L x W x H*	1835 x 635 x 1830 mm (73" x 25" x 72")	1835 x 970 x 1950 mm (73" x 38" x 77")
Wash Area L x W x H	1400 x 320 x 275 mm (55" x 13" x 11")	1400 x 765 x 275 mm (55" x 30" x 11")
Power Supply	230V+N+PE, 50 Hz, 13 Amp (3 x 480V, 16 Amp)	3x400V+PE, 50Hz, 16 Amp (3 x 480V, 16 Amp)
Compressed Air	6 bar - 350 l/min (85 PSI, 94 GPM)	6 bar - 350 l/min (85 PSI, 94 GPM)
Cleaning Process	Wash & Rinse (2 tanks)	Wash & Rinse (2 tanks)

* Height with lid open

Operation Manager
Jeff Morris
Elna Press, Melbourne Australia
PK Eco Mini

The Flexo Wash's PK Eco has allowed us to continue down our improvement path and maintain the repeatability and consistency required. A good investment...

"Gives a Perfect Cleaning Result"
"A Cost-Efficient Solution"
"Holders for Chamber Ensures Succesfull Washing Result"



Parts Washers - TopLoad



- Safe and Easy Washing
- Short Washing Time
- Made for All Ink Types
- Re-circulation of Cleaning Liquid
- Clean All Press Parts
- Minimal Maintenance

The fully automatic washing units are designed to wash ink trays, doctor blades, rolls and other removable press parts used with water based ink, solvent based ink or UV ink.

The quick and easy wash operation allows press operators to focus on press make-ready functions and thus reducing the changeover time and the labour involved in washing. This results in reduced down time, constant print quality and a safe and healthy cleaning and working environment.

The Parts Washers can be customized according to each customer's specific needs. They are made with a moving nozzle arm, which ensures a more dynamic liquid flow, a higher pressure and thus an improved washing result.

Flexo Wash Parts Washers can be designed to work with either solvents or environmentally friendly cleaning liquids from Flexo Wash.

Customized Wash Area:

In the standard machines the various press parts are placed on a grid and cleaned by means of nozzles spraying from underneath and above. To improve operation, the washing machine can be arranged with customized racks for rolls, ink trays etc. along with various high performance nozzles.

Director
David McCloud
Label partners.
Adelaide, South Australia
PK 130 TopLoad Custom Build

"The Flexowash PK 130 WR TopLoad parts washer we had customised for our Gallus ECS340, has allowed us to optimise the benefits of a modern flexo press with faster set ups and more uptime. Very happy with the purchase"

Various Applications:

The Wash & Rinse Series offers a automatic two stage cleaning process, where the first stage is for cleaning and the second stage is for rinsing.

Two Types of Rinsing Systems are Available:

- Open rinse system with fresh water, which is led to the drain. Open system is often used with water based ink or in combination with a water treatment unit. (WRO)
- Closed circuit rinse system where liquid is recirculated from a separate build-in tank. With this system no drainage from the machine is required. (WR)

Safe, Quick and Easy Washing:

1. Place the items to be washed in designated positions.
2. Set required washing time (5-15 min) and press start.
3. At the end of the wash cycle the cleaning liquid is drained back to tank for re-use.
4. Automatic after rinse cycle (optional).
5. Lid opens leaving the parts to evaporate and dry (optional).

Options and Accessories:

- Flexible jets to focus spray on difficult to clean items.
- Racks for ink trays, rolls and doctor blades.
- Automatic lid operation.
- Waste water treatment unit.



Parts Washer Model	PK 130 TopLoad	PK 160 TopLoad	PK 200 TopLoad
Net Wash Area LxWxH	1150 x 900 x 250 mm (45" x 35" x 10")	1450 x 900 x 250 mm (57" x 35" x 10")	1850 x 900 x 250 mm (73" x 35" x 10")
Recommended Print Width	200-300 mm (8" - 12")	250-500 mm (10" - 20")	450-600 mm (18" - 24")
Machine Dim. LxWxH *	1750 x 1650 x 2100 mm (70" x 47" x 84")	2050 x 1650 x 2100 mm (82" x 47" x 84")	2450 x 1650 x 2100 mm (98" x 47" x 84")
Power Supply	3 x 400V+N+PE, 50 Hz, 16 Amps (3 x 480 V + PE, 60 Hz, 16 Amps)	3 x 400V+N+PE, 50 Hz, 16 Amps (3 x 480 V + PE, 60 Hz, 16 Amps)	3 x 400V+N+PE, 50 Hz, 16 Amps (3 x 480 V + PE, 60 Hz, 16 Amps)
Compressed Air	6-7 bar, 250 l/min (85-100 PSI, 66 GPM)	6-7 bar, 250 l/min (85-100 PSI, 66 GPM)	6-7 bar, 250 l/min (85-100 PSI, 66 GPM)

* Height with open lid

All machines can be equipped with racks for rolls, ink trays and doctor blades

Parts Washers - TrolleyLoad



The fully automatic washing units are designed for easy handling of press parts. The units are equipped with two trolleys, which makes the handling even easier. Simply place the press parts on the trolley at the press. Drive the trolley to the washing machine and push the grid into the machine. It is possible to wash doctor blade chambers, ink trays and other removable press parts.

The quick and easy wash operation allows press operators to focus on press make-ready functions and thus reducing the changeover time and the labour involved in washing. This results in reduced down time, constant print quality and a safe and healthy cleaning and working environment.

The Parts Washers can be customized according to each customer's specific needs.

The Flexo Wash parts washers are designed to wash all ink types with environmentally friendly cleaning liquids. They are made with a moving nozzle arm, which ensures a more dynamic liquid flow, a higher pressure and thus an improved wash result.

Two Stage Closed Wash Cycle:

The Wash & Rinse Series offers an automatic two stage cleaning process with separate tanks for wash and rinse:

- Wash liquid is sprayed over the press parts at high pressure. After wash the liquid is drained back to the tank through filters for re-use.
- The parts are rinsed with liquid/water. The liquid runs back to the tank and is re-used.

Parts Washer	PK 200 TrolleyLoad
Net Wash Area LxWxH	1850 x 900 x 250 mm (73"x 35"x 10")
Recommended Print Width	450-600 mm (18" - 24")
Machine Dim. LxWxH *	2419 x 2365 x 1301 mm (95" x 93" x 51")
Power Supply	3 x 400 V + N + PE, 50 Hz, 16 Amp (US 3 x 480 V + PE, 60 Hz, 16 Amp)
Compressed Air	6 - 7 bar, 250 l/m (85 - 100 PSI, 9 CFM)

* Size incl. trolleys and exterior elements on the parts washer



Filtration

The fully automatic PK Filtration unit is designed to filtrate ink particles from Flexo Wash UV/Solvent Cleaners. In this way the liquid can be reused over and over again.

The filtration system can easily be connected to the Flexo Wash parts washers. Press Automatic on the filtration system and liquid from the wash tank on the parts washer will automatically be pumped into the filtration unit. The dirty liquid is pumped through powder and a special filter that separates the ink particles from the liquid. When the filtration ends the filtered liquid is automatically pumped back to the parts washer for reuse.

It takes approx. 30 minutes to clean 30 L of liquid - time depends on how dirty the liquid is.



Filtration system	PK Filtration unit
Machine Dimensions L x W x H	550 x 500 x 1115 mm (22" x 20" x 44")
Filter capacity	Max. 36 L (9.5 gallons)
Power Supply	230 V + N + PE. 50Hz, 2A (110 V, 2 Amp.)
Compressed Air	6-7 bar - 250 l/min (85-100 PSI, 8.9 CFM)



Plate Wash



- Quick and Gentle Wash Operation
- Belt Conveyer for easy Loading of Plates
- Minimum Labour Involved
- Clean and Dry Plates after a few Minutes
- No Wear or Tear on Plates
- Minimum Maintenance

The fully automatic Plate Washers are designed to wash flexographic polymer plates and letterpress plates in a very gentle way leaving them 100% clean and dry; ready for immediate reuse.

Manual washing can easily damage the plates. It is time consuming and often seen as a problem area from a health and safety point of view.

With a Plate Washer from Flexo Wash the operators are able to focus on the printing process and press-make-ready functions.

After the print job all plates are placed on the conveyor belt, which automatically takes them through the entire wash process.

All Plate Washers are designed to clean all types of inks. The eco-friendly cleaning liquids from Flexo Wash are specially developed to efficiently remove the different types of inks from the plates in only a few minutes.

The machines are made of stainless steel and other highly resistant quality material, which ensures a long lifetime of the product and a very low degree of maintenance.

Different Models:

The PW 45 - PW 92 is for horizontal cleaning of plates. The units are controlled by a microprocessor with a user-friendly touch screen, where the wash programmes are adjusted.

Production Manager
Mr. Sascha Tambach
Wäsch Etiketten, Germany
PW 45 WR Plate Washer

"If we only look at the less investment we have had in plates, we have had a return on investment in less than 2 years. Added to this comes the time savings on the printing press by eliminating additional setup operations because of damaged plates. This problem does no longer exist. Now we know that the plates after cleaning are 100% clean and not damaged during cleaning,"

"It might have been one of the smallest, but it's one of the best investments we've made"

Production Supervisor
Julian Suttle
Albéa, United Kingdom
PW 45 WR Plate Washer

Various Applications:

The Wash & Rinse Series offers a automatic two stage cleaning process, where the first stage is cleaning and the second stage is rinsing.

Two Types of Rinsing Systems are Available:

- Open rinse system (WRO) with fresh water, which is led to the drain.
- Closed circuit rinse system (WR) where liquid is recirculated from a separate build-in tank. With this system no drainage from the machine is required.

Quick and Efficient Washing Process

You simply place the plates on the conveyer belt in front of the machine and after 3 minutes you will have cleaned 1m of plate. This means that within 1 hour you can clean 20m plates.

The unique combination of specially made soft, moving brushes and adequate cleaning liquid ensures an efficient but yet gentle washing of the plates.

The rinse water removes the final ink residues and cleaning liquid.

After the warm air blowing the plates are left 100% clean, dry and ready for immediate reuse. The entire process only takes a few minutes.

Options and Accessories:

- Table for unloading of plates.
- Extended inlet conveyor belt
- Extra tank capacity





Plate Washers Model	PW 45	PW 82	PW 92
Max. Plate Width	450 mm (18")	820 mm (32")	920 mm (36")
Machine Dim LxWxH *	2350 x 1100 x 1150 mm (93"x 43"x 45")	3640 x 1340 x 1150 mm (143"x 53"x 45")	3740 x 1440 x 1150 mm (151"x 57"x 45")
Power Supply	220/240V + PE, 50Hz, 10 amps (110V+PE, 60Hz, 20 Amp)	220/240V + PE, 50Hz, 10 amps (220/240V + PE, 60Hz, 10 amps)	220/240V + PE, 50Hz, 16 amps (220/240V + PE, 60Hz, 16 amps)

* Size incl. inlet conveyor belt and excl. outlet table
Alternative sizes upon request

José Ramón García
Gaviplast S.L., Spain
PW 82 WR Plate Washer

"The plates are always clean when coming out of our Plate Wash machine. The cleaning quality is constant and the gentle cleaning method ensures that we always keep our plates in perfect condition"

Screen Wash


The Flexo Wash PK 92 Rotary Screen Wash is used for the cleaning of rotary screen cylinders from printing machines using UV-drying screen inks.

The screens are placed on rotating holders and the special designed jets on both sides of the screen ensure a thorough cleaning.

This machine requires only 30L of cleaning solution which is circulated by means of an air powered diaphragm pump. The liquid is filtered and recirculated in a closed-circuit system without any waste to the environment.

The cleaning liquid used is our eco-friendly FW86500, which is guaranteed harmless to the screens.

The washing time is controlled by a timer, adjustable from 1 to 100 minutes. Normal washing time is approx. 10 minutes.



Screen Wash	PK 92-1 Screen	PK 92-2 Screen
Machine Dimensions LxWxH	1000 x 610 x 1100 mm (40" x 25" x 43")	1300 x 750 x 1100 mm (51" x 30" x 43")
Max. Diameter	Ø 270 mm (11")	Ø 270 mm (11")
Max. Length	600 mm (24")	600 mm (24")
Compressed Air	7 bar, 400 l/min (100 PSI, 106 GPM)	7 bar, 400 l/min (100 PSI, 106 GPM)
After Rinse Dip Tank	Included	Optional

"The Flexo Wash system has proved to be a great success, cleaning the screens thoroughly on a consistent basis. The result is damage free screens ready for re-use. Re-claiming screens is part of our continuous improvement program"

Technical Director
Mr. Paul Larkin
Multi Labels, United Kingdom
PK 92-2 Screen Washer



Flat Screen Washer

The PK Flat Screen Washer is an easy-to-operate unit, which will leave the screens clean in only 15-20 minutes.

First the screens are washed in the unit and can afterwards be rinsed in a separate stainless steel tank containing alcohol. (Option)

The machine is controlled by a micro-processor, where it is easy to set the different wash times.



The placing of the screen in an angled position and the special placing of the nozzles ensure an equal spraying distance for a perfect cleaning result.

Safe, Quick and Easy Washing:

1. Place the screens to be washed in the machine.
2. Set required washing program and press start.
3. The screens are cleaned by means of a moving nozzle arm from below and above.
4. At the end of the wash cycle the cleaning liquid is drained back to tank for re-use.
5. The machine will stop automatically after ended wash cycle.
6. The screens can be rinsed in the separate rinse tank. (Option)

"The operation is very easy and brings constant quality and efficient cleaning of your flat silk screens while respecting the environment. The cleaning unit is perfectly suited to our needs and it is a low investment, which will quickly pay for itself in time and cleaners."

Manager
Mr Marc-Olivier Epitoux
IDFPI
PK Flat Screen Washer



Parts Washer	PK Flat Screen Washer
Machine Dimensions L x W x H*	1835 x 970 x 1950 mm (72" x 38" x 76")
Max. Screen Size	600 x 600 mm (23" x 23") (2 screens per wash)
Power supply	1 x 230V +N + PE, 50 Hz, 13 Amp (3 x 480V + PE, 60Hz, 16A)
Air supply	6 bar - 350 l/min (90 PSI, 92 GPM)

* Height with lid open



Eco-Friendly Cleaning Liquid



The working environment as well as the environment around us have always been the most important parameter to Flexo Wash.

The Flexo Wash equipment is built to clean with environmentally friendly cleaning liquids and to consume as little cleaning liquid as possible. The liquid is always filtrated, recirculated and will be reused in all machine types.

Flexo Wash has special liquids to solve any demand for cleaning, all different ink types and applications.

The liquids are developed to meet today's demands of high print quality and productivity. This is only possible if you make sure that your aniloxes, print plates and other press parts are kept clean.

With the REACH regulations and the VOC directive the environmental concern has become an even more important topic. Flexo Wash also has VOC free liquids for cleaning of UV and solvent based inks.

The Flexo Wash liquids are of high durability and are formulated for the longest stand time, trouble free operation and long service intervals. This helps to make eco-friendly cleaning liquids an affordable alternative and thus provide a safer cleaning of parts and a better environment.



ANILOX CLEANING

- FW Anilox + Cleaner is designed for all ink types.
- Waterbased alkaline liquid based on natural soda.
- Harmless to the rolls
- Alusafe liquids

CLEANING OF SOLVENT BASED INKS



- FW Solvent Cleaners are an environmentally friendly substitute for solvents
- Harmless to all types of metal
- Non flammable liquids
- High flash point
- Liquid that can be distilled
- VOC free liquid


CLEANING OF WATER BASED INKS

- FW Aqua Cleaner is a water based alkaline liquid for cleaning of press parts
- Non corrosive
- Alusafe liquids

CLEANING OF UV INKS

- The FW UV Cleaners are specially designed for cleaning of UV inks
- Long life time
- FW 86500 is a liquid specially made for cleaning of rotary screens
- Guaranteed and proven harmless to the delicate screens



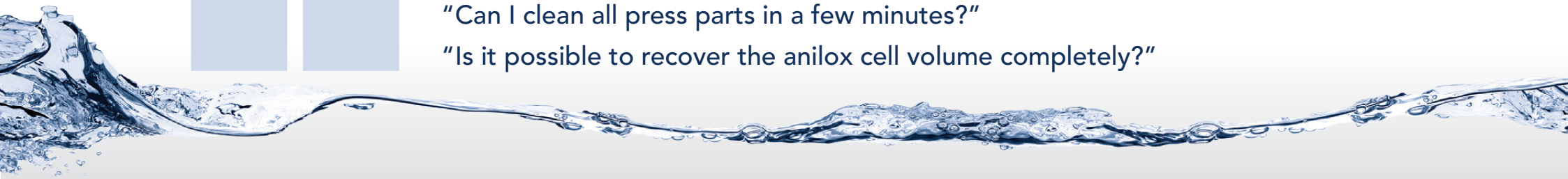


“

“How can I reduce downtime?”

“Can I clean all press parts in a few minutes?”

“Is it possible to recover the anilox cell volume completely?”



FOCUS: Anilox Roll Cleaning

Quality Cleaning and Quality Printing go Hand in Hand

As the lines on the anilox rolls are getting even finer, the need for quality cleaning is getting even more crucial; otherwise quality printing cannot be obtained.


New technology has made the cells deeper and more delicate, which easier causes plugged cells. Plugged anilox rolls cause inadequate ink distribution, poor color densities, difficulties in getting the right color and a waste of time, ink and substrate.

Today everyone knows that the anilox rolls need to be clean to get an optimal printing quality. Properly cleaned anilox rolls, however, also reduce set up time, reduce press downtime, minimize waste of ink and substrate, thus improving productivity and increase the lifetime of the anilox roll. Therefore it is not just a must to clean the anilox rolls, but due to the finer lines it is also a must to find a safe, gentle and automatic cleaning method, that will cause no wear or tear on the delicate anilox rolls.

The proactive approach to maintenance of the anilox rolls and thereby also in the end to be more competitive is to:

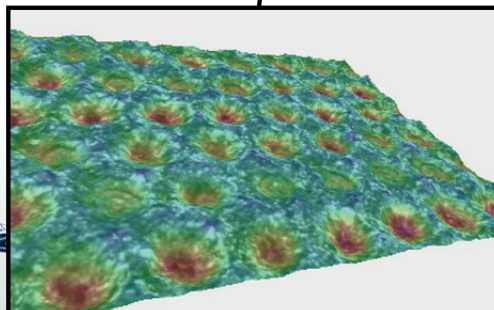
- Clean the rolls after each job
- Keep a regular maintenance schedule on the anilox rolls
- Clean the rolls immediately after removal from the press and before storage
- Keep new rolls clean from day one

Flexo Wash uses a safe and gentle cleaning method that does not harm even the most delicate anilox rolls. In fact the cleaning method offered by Flexo Wash means that you can both deep clean the rolls and wash them on a daily basis without harming even the finest anilox rolls. All in one single machine.




An Anilox Roll with a screen count of 150 lpi with a screen angle of 60 degrees

Before wash
Volume: 6.9 BCM
Depth: 1.12 thou



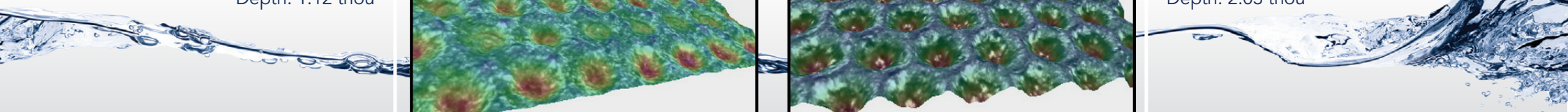
Before Wash - Completely Clogged Cells



After Wash, Full Cell Volume Recovered

An Anilox Roll with a screen count of 150 lpi with a screen angle of 60 degrees

After wash
Volume: 11.1 BCM
Depth: 2.03 thou





FLEXOWASH

Leading Cleaning Technology

Grenåvej 631K
8541 Skødstrup
Denmark
Tel.: +45 86 99 36 31
Fax: +45 86 99 13 43
www.flexowash.com
info@flexowash.com

V200/20151012